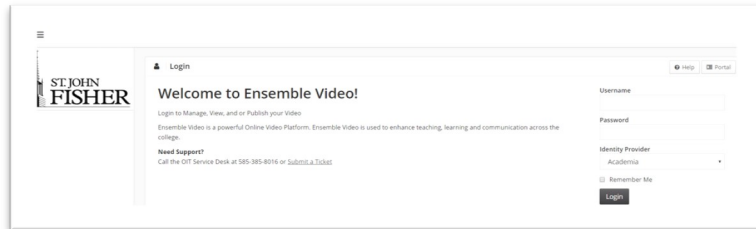


Ensemble—Video Quiz

The Ensemble Video Quiz feature is a tool that allows instructors and trainers to easily create quizzes on top of their videos and then publish them in the LMS, CMS, blog or webpage. Video quiz tool increases active viewing, enables user-focused measurement, and provides another way to improve teaching and learning.

Log into Ensemble: <https://ensembleweb.sjfc.edu/> using your network credentials.



Add a Quiz:

From the navigation pane, click on **Administration**, click on **Library**, click on **Quizzes** and click on the **ADD** button. .



Quiz Options

Quiz Tracking— a user login system that will track what users have taken the quiz as well as their results.

Playlist—allows you to publish the video with the quiz to a specific playlist.

Quiz settings—

- **Review before submission** can allow quiz takers to review their answers prior to submission.
- **Show results** displays correct answers after quiz taker submits the quiz.
- **Allow retakes** allows quiz takers to retake quiz.

Quiz Navigation-

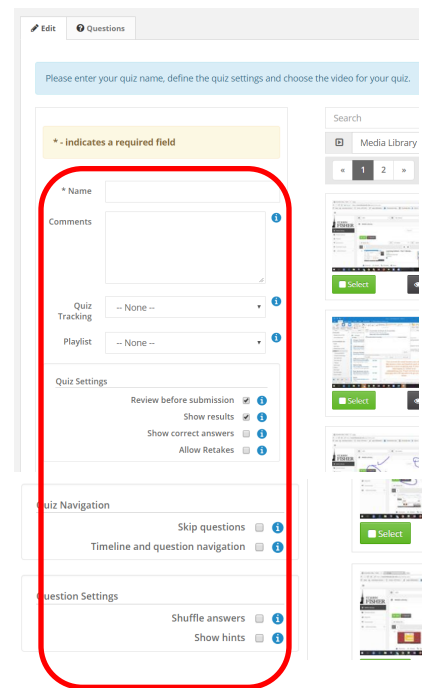
- **Skip Questions** allows the quiz takers to skip questions
- **Enable/Disable timeline and quiz navigation** if disabled, quiz takers cannot scrub through the video to answer the questions without watching the video.

Question Settings

- **Shuffle the answers** to each quiz questions.
- **Hints** choose to display hints to questions.

Post-Submission Call to Action Panel

- Choose to add a post-submission **call-to-action button** that will show up after the quiz has been submitted.
- The button's text and launch URL can be customized and can open the Url in a new window.

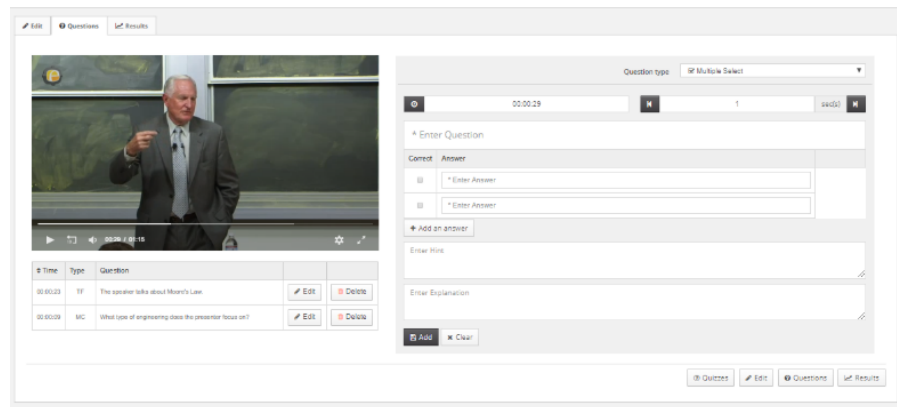


Office of Information Technology at St. John Fisher College

Add Questions:

Opens the question editor. Find the appropriate time in the video to add a question, select a question type from drop down box. **Multiple Choice, True/False, or Multiple Select.**

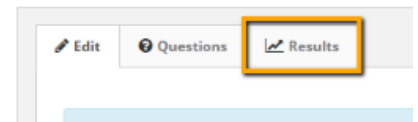
- Enter the question, as well as the correct answer and any other selections.
- Option to add a hint for the question and/or add an explanation.
- Click on **Add** underneath when finished.



Evaluating Results:

As quiz administrator, you can see quiz results from the **Total Quiz Results** tab as well as the **Results** tab from the quiz editor.

You can see results per question, as well as per user.



Results by Questions

No.	Question Text	Type	Results
1	What type of engineering does the presenter focus on?	Multiple Choice	1/1 (100%)
2	The speaker talks about Moore's Law.	True/False	1/1 (100%)

Showing 1 to 2 of 2 entries

Results by Users

Full Name	Username	Email	Attempts	Results
Brittney Isom	bisom	bisom@ensemblevideo.com	1	2/2 (100%)

Video Quiz—support via Ensemble:

<https://help.ensemblevideo.com/hc/en-us/articles/360001180686-Video-Quiz>